


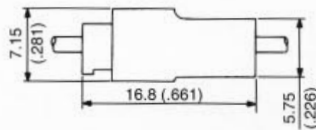
IL-M SERIES CONNECTORS

2.5mm (.098") Contact Spacing, Cable-to-Cable (Crimp Type) Connectors

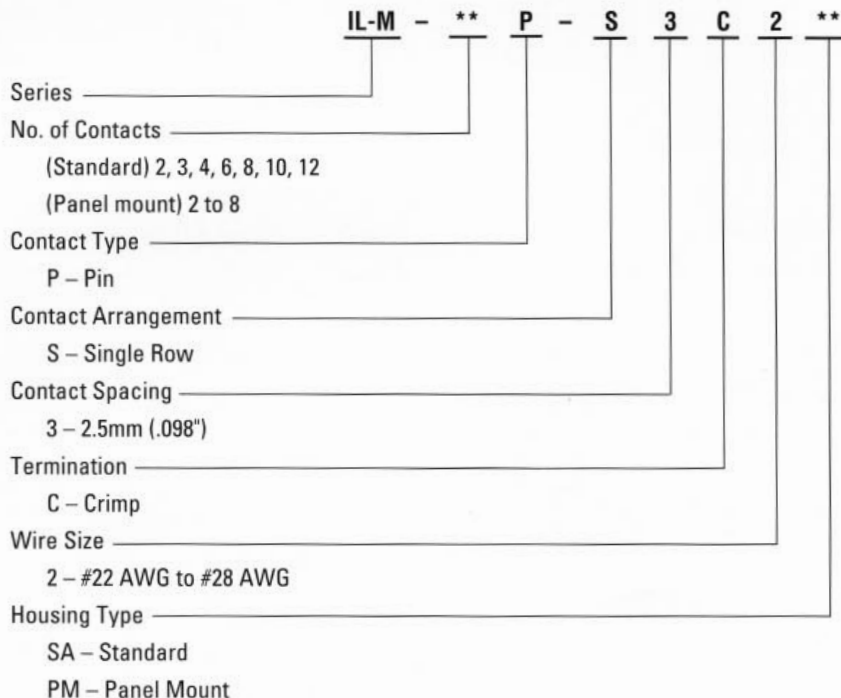


FEATURES

- Four-walls box type housing
- Compatible with hand crimp tool and semi-automatic crimping machine
- AWG #22 to 28 stranded wire size



ORDERING INFORMATION



.....

IL-M Series connectors are crimp-type pin plugs that mate with IL-G socket connectors for cable-to-cable applications. The pin contacts can be terminated with a hand crimping tool, or a semi-automatic crimping machine for rapid, high volume terminations. Plug housings are available in either standard or panel mount versions.

GENERAL SPECIFICATIONS

Number of Contacts	(Standard) 2, 3, 4, 6, 8, 10, 12 (Panel mount) 2 to 8
Contact Spacing	2.5mm (.098"), single row
Current Rating	3 Amps
Operating Voltage	300 VAC, 400 VDC
Dielectric Withstanding Voltage	1500 VAC r.m.s. (for one minute)
Insulation Resistance	100 megohms min.
Contact Resistance	20 milliohms max.
Operating Temperature	-40°C to +85°C
Applicable Wire Sizes	#22 to #28 AWG, stranded
Applicable Panel Thickness	0.8mm to 1.6mm (.031" to .063")

MATERIALS AND FINISHES

Description	Materials/Finishes
Insulator	6-6 Nylon (UL94V-0, Light Brown)
Pin Contact	Phosphor Bronze/Tin plating

Dimensions and specifications subject to change without notice.



Hong Kong
Tel: 2723-7782
Fax: 2723-9028

Japan
03-3780-2715
03-3780-2883

Korea
2-551-8959
2-551-8958

Philippines
46-433-0276
46-433-0287

Singapore
748-1332
748-2920

Taiwan
02-555-9711
02-556-5424

Europe
1276-21717
1276-66165

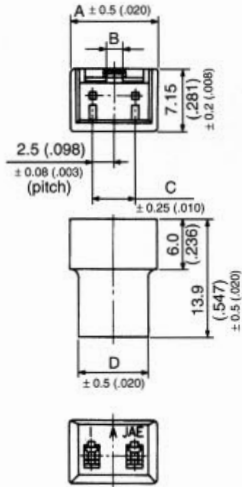
United States
949-753-2600
949-753-2699

IL-M SERIES CONNECTORS

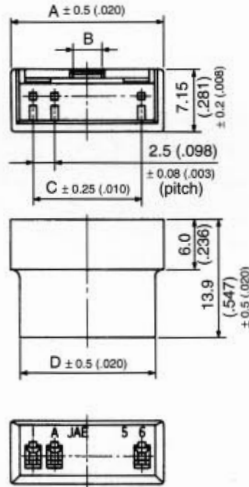
2.5mm (.098") Contact Spacing, Cable-to-Cable (Crimp Type) Connectors

STANDARD PLUG HOUSING: IL-M-**P-S3C2-SA

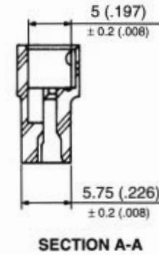
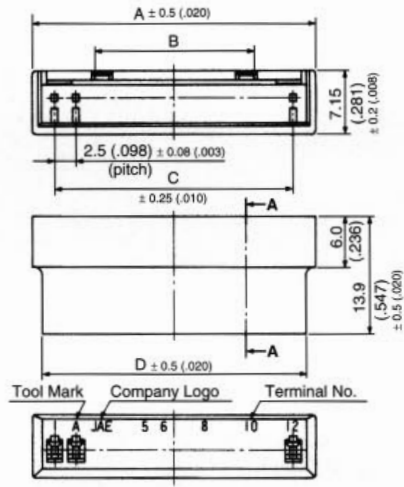
● 2, 3 Contacts



● 4, 6 Contacts

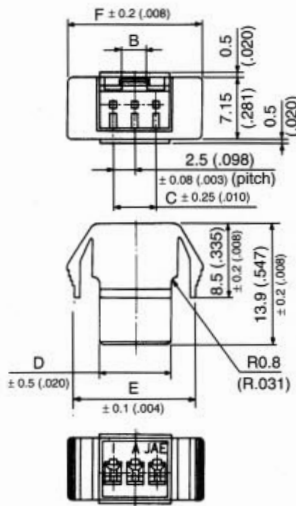


● 8, 10, 12 Contacts

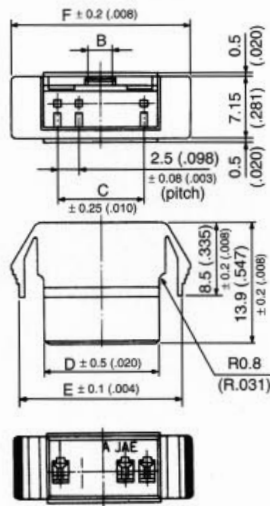


PANEL MOUNT TYPE: IL-M-**P-S3C2-PM

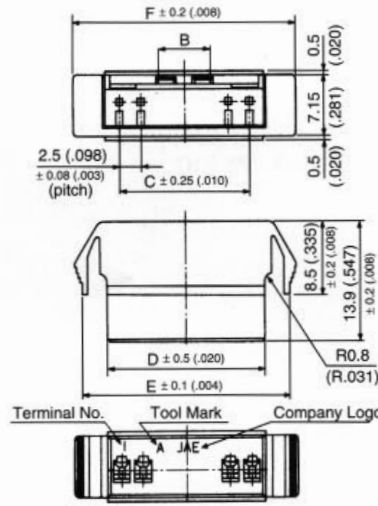
● 2, 3 Contacts



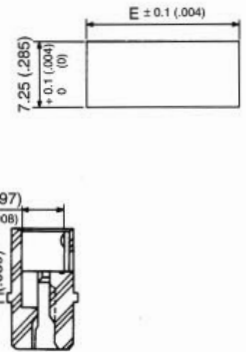
● 4, 5, 6 Contacts



● 7, 8 Contacts



Panel Hole Pattern (Ref.)
Applicable Panel Thickness:
0.8 to 1.6mm (.031 to .063")



No. of Contacts	Part Number		A ± 0.5 (± .020)	B +0.3 (+.012) -0 (-)	C ± 0.25 (± .010)	D ± 0.5 (± .020)	E ± 0.1 (± .004)	F ± 0.2 (± .008)	Mating Connector IL-G Series Socket Type (Note 1)
	Standard	Panel Mount							
2	IL-M- 2P-S3C2-SA	IL-M- 2P-S3C2-PM	7.65 (.301)	1.5 (.060)	2.5 (.098)	5.7 (.224)	10.45 (.411)	13.05 (.514)	IL-G- 2S-S3C2
3	IL-M- 3P-S3C2-SA	IL-M- 3P-S3C2-PM	10.15 (.400)	2 (.079)	5 (.197)	8.2 (.323)	12.95 (.510)	15.55 (.612)	IL-G- 3S-S3C2
4	IL-M- 4P-S3C2-SA	IL-M- 4P-S3C2-PM	12.65 (.498)	2.5 (.098)	7.5 (.295)	10.7 (.421)	15.45 (.608)	18.05 (.711)	IL-G- 4S-S3C2
5	—	IL-M- 5P-S3C2-PM	—	3 (.118)	10 (.394)	13.2 (.520)	17.95 (.707)	20.55 (.809)	IL-G- 5S-S3C2
6	IL-M-6P-S3C2-SA	IL-M- 6P-S3C2-PM	17.65 (.695)	3.5 (.138)	12.5 (.492)	15.7 (.618)	20.45 (.805)	23.05 (.907)	IL-G- 6S-S3C2
7	—	IL-M- 7P-S3C2-PM	—	6 (.236)	15 (.591)	18.2 (.717)	23.95 (.943)	25.55 (1.006)	IL-G- 7S-S3C2
8	IL-M- 8P-S3C2-SA	IL-M- 8P-S3C2-PM	22.65 (.892)	8.5 (.335)	17.5 (.689)	20.7 (.815)	26.45 (1.041)	28.05 (1.104)	IL-G- 8S-S3C2
10	IL-M- 10P-S3C2-SA	—	27.65 (1.088)	13.5 (.531)	22.5 (.886)	25.7 (1.012)	—	—	IL-G- 10S-S3C2
12	IL-M- 12P-S3C2-SA	—	32.65 (1.285)	18.5 (.728)	27.5 (1.083)	30.7 (1.209)	—	—	IL-G- 12S-S3C2

Note 1: Contact for IL-G Series socket housing: IL-G-C2-SC-10000

Dimensions in mm (inches).

Hong Kong	Japan	Korea	Philippines	Singapore	Taiwan	Europe	United States
Tel: 2723-7782	03-3780-2715	2-551-8959	46-433-0276	748-1332	02-555-9711	1276-21717	949-753-2600
Fax: 2723-9028	03-3780-2883	2-551-8958	46-433-0287	748-2920	02-556-5424	1276-66165	949-753-2699

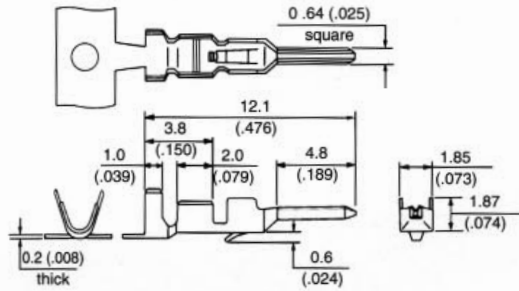


IL-M SERIES CONNECTORS

2.5mm (.098") Contact Spacing, Cable-to-Cable (Crimp Type) Connectors

• **PIN CONTACT (CRIMP TYPE)**

Part Number: IL-M-C2-10000
Reeled contacts (10,000 pcs. per reel)



Applicable Wire (Stranded)		Crimping Tool	
AWG No.	Insulation Outer Dia.	Hand Crimping Tool	Semi-Automatic Crimping Machine
#28 to #26	1.0 to 1.3mm (.039 to .051")	CT150- 1-ILM	CT350-2-ILG
#26 to #24	1.2 to 1.5mm (.047 to .059")	CT150-1B-ILM	
#24 to #22	1.4 to 1.7mm (.055 to .067")	CT150-1C-ILM	
#20 (Shielded Wire)	—	CT150-1D-ILM	

• **CONTACT EXTRACTION TOOL: ET-ILM-N02**

Dimensions in mm (inches).



Hong Kong
Tel: 2723-7782
Fax: 2723-9028

Japan
03-3780-2715
03-3780-2883

Korea
2-551-8959
2-551-8958

Philippines
46-433-0276
46-433-0287

Singapore
748-1332
748-2920

Taiwan
02-555-9711
02-556-5424

Europe
1276-21717
1276-66165

United States
949-753-2600
949-753-2699